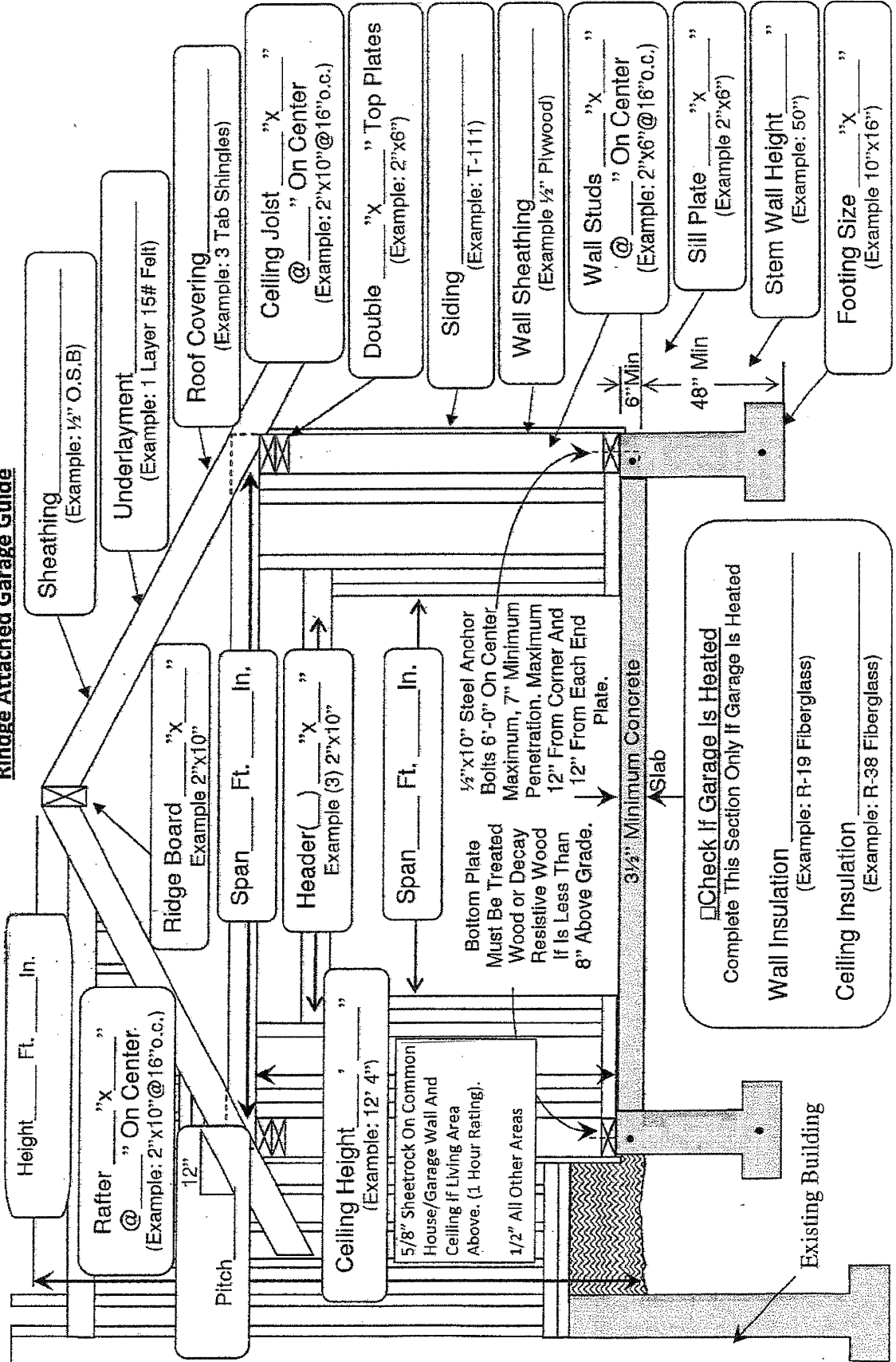



Rindge Building Department  
 30 Payson Hill Rd, PO Box 163  
 Rindge NH 03461  
 Phone: 603-899-5181 Ex 109  
 Fax: 603-899-2101  
 buildingdept@town.rindge.nh.us

Map # \_\_\_\_\_  
 Lot # \_\_\_\_\_  
 Zoning: \_\_\_\_\_  
 Date: \_\_\_\_\_

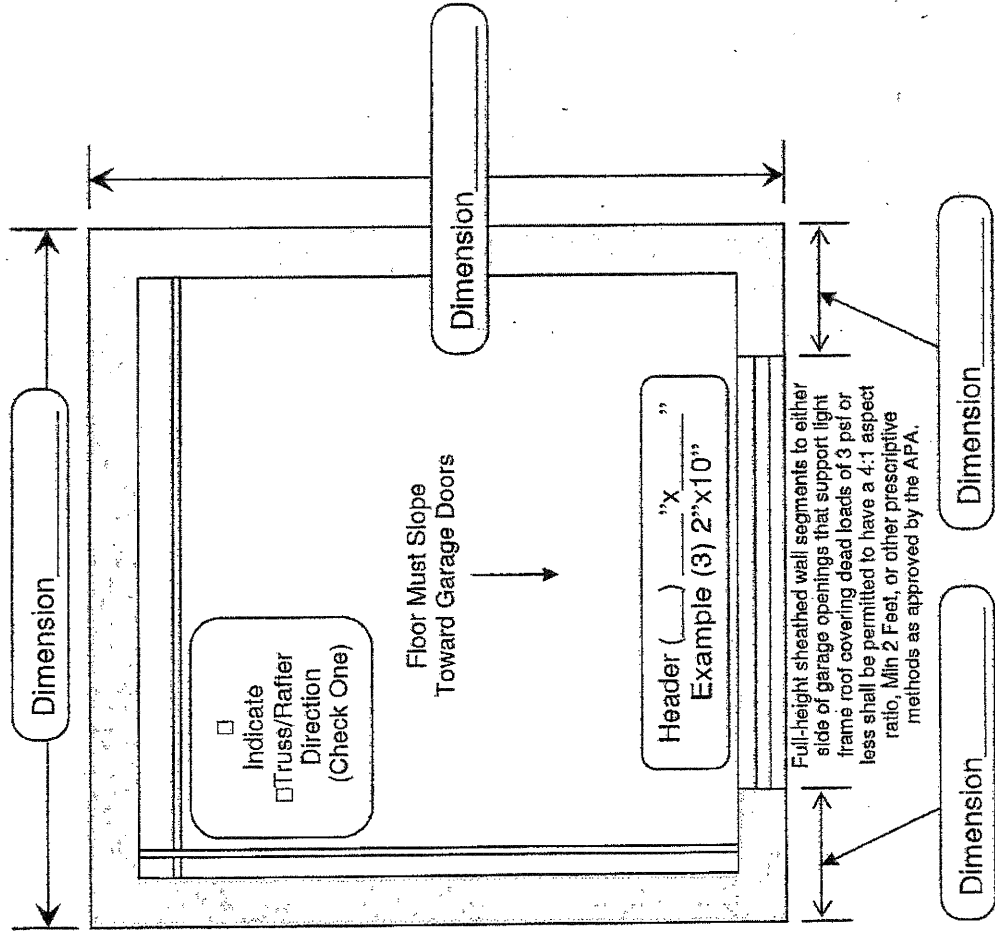
**Rindge Attached Garage Guide**





Rindge Building Department  
 30 Payson Hill Rd, PO Box 163  
 Rindge NH 03461  
 Phone: 603-899-5181 Ex 109  
 Fax: 603-899-2101  
 buildingdept@town.rindge.nh.us

Map # \_\_\_\_\_  
 Lot # \_\_\_\_\_  
 Zoning: \_\_\_\_\_  
 Date: \_\_\_\_\_



**Foundations:**

The Foundation System That The Garage Is Required To Have Must Be The Equivalent To The Foundation System Of The Structure That The Garage Is Going To Be Attached To.


**Check One.**

- The Home Is On A Monolithic Slab, The Attached Garage Must Also Be On A Monolithic Slab And Is Limited To A Maximum Dimension of 24'x24'
- The Home Is On A Frost Wall Type Foundation System, The Garage Will Be Required To Have A Minimum Of A 4' Frost Wall.

Single Story Minimum of 2"x4" @ 16" On Center

One and A Half Story Minimum of 2"x6" @ 24" On Center

\*\*\*1 Hour fire Rating Required Between Garage and Living Area\*\*\*



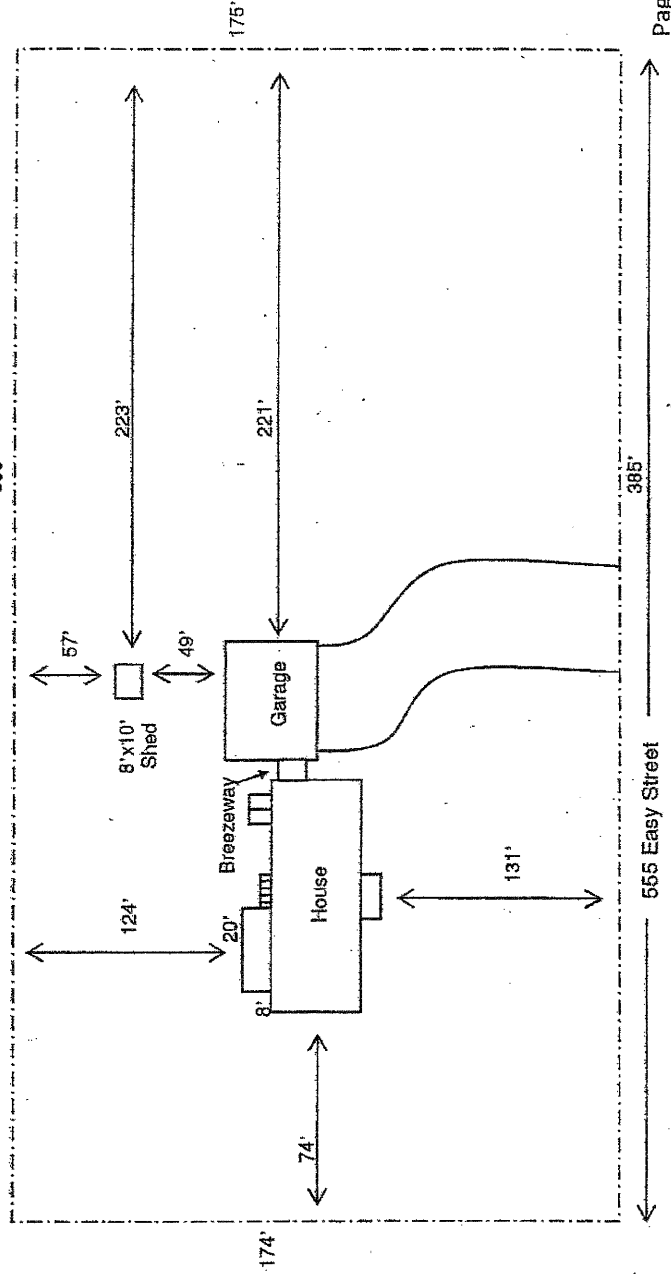
Rindge Building Department  
 30 Payson Hill Rd, PO Box 163  
 Rindge NH 03461  
 Phone: 603-899-5181 Ex 109  
 Fax: 603-899-2101  
 buildingdept@town.rindge.nh.us

Map # \_\_\_\_\_  
 Lot # \_\_\_\_\_  
 Zoning: \_\_\_\_\_  
 Date: \_\_\_\_\_

**Minimum Setbacks:**

District	FRONT / RIGHT of WAY	SIDE / REAR	WETLAND / LAKE FRONT
Residential	50 Feet	15 Feet	50 Feet
Residential / Agricultural Village	50 Feet	30 Feet	50 Feet
Commercial / Light Industry	Contact Planning	15 Feet	50 Feet
Commercial	Contact Planning	Contact Planning	50 Feet
College	75 Feet	Contact Planning	50 Feet
Gateway	25 Feet	Contact Planning	50 Feet

**A site plan must accompany the application for the Addition (Page 4 of Application)**



**Steps To Obtain Accessory Permit**

- Complete Page 1 & 2 of this Guide
- Fill Out Building Permit Application Package
- 1 Hour Fire Rating between Garage and living area
- Provide Stamped Truss Specs for all Engineered Roof & Floor Trusses and Manufactured Beam
- Submit All Forms To Building Department With Payment